


# HVAC KIT



Kit Includes  
2 4561 Tilt Sensors  
1 Specified Resistor Pack w/72" Lead  
4 4" Nylon wire Ties

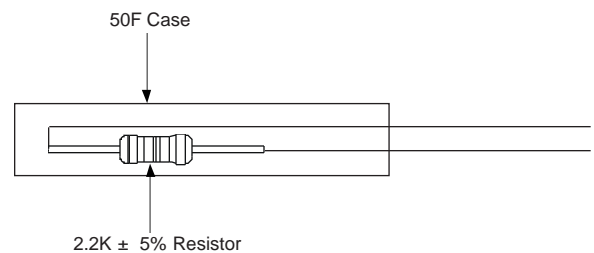
## HVAC KIT

### HVAC-(specified resistor value)

Examples: HVAC-2.2K  
HVAC-5.6K



**R1:** 1 Resistor. Designate your value.



### HVAC KIT:

The HVAC Kit is designed to help prevent loss of air conditioning coils on homes and commercial buildings by the use of two or more 4561 Tilt Switches and panel specific Resistor R1-72-# (resistor value i.e. 2.2).

### INSTALLATION:

The two or more Tilt Switches are placed in opposite corners of the covers of the air conditioner and wired in series in a closed loop as a tamper of the cover (optional reed switch can be added). If the cover is tipped or removed you will get an alarm signal. An all weather disconnect plug for servicing the unit may be added. (See 4561 Tilt cut sheet for installation.)

The R1-72-# resistor will be epoxied somewhere in the air conditioner so not to interfere with the operation of the unit. Taking one of the wires one way and one wire the other, loop the wires through the coils of the unit and non-moving parts using wire ties. If the wire is cut or disconnected the resistor value shows a loss to the panel and you have an alarm condition. You may want to put an all weather connector for service of unit on this zone, if not, you can wire the R1-72-# to the security panel.

### OVERVIEW:


The resistor is your security device as it is looped through the air conditioner or any object you would like to secure by epoxying the R1-72-# to the unit. Use plastic ties to secure the wire to the unit and any part of the unit that you can go through or around. You want the R1-72-# wired so that it can't be removed from the air conditioner without being cut or disconnected, this is your EOL. That is what is giving you supervision of the unit to the panel. The Tilt Switch is just one more step to help you secure the unit. You can also add G.R.I. reed switches (4460A) to the cover if you like. For best results use two zones on your panel, if not, you can use one zone in series with all devices.

GEORGE RISK INDUSTRIES, INC.  
G.R.I. PLAZA  
KIMBALL, NE 69145

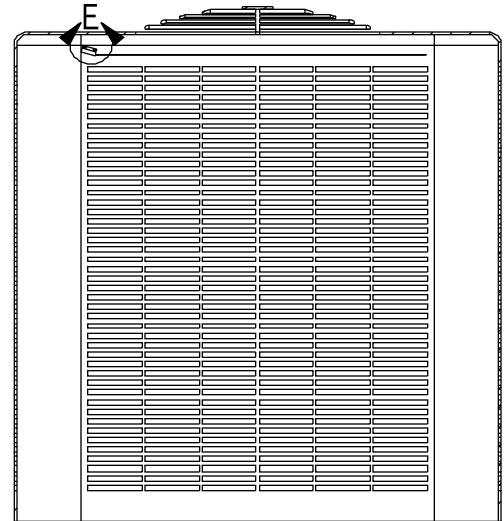
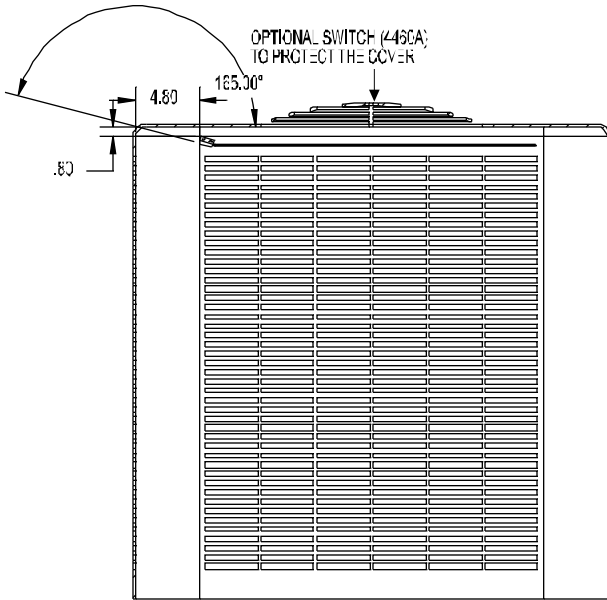


MADE IN U.S.A.

TOLL-FREE 1-800-445-5218 • 1-800-523-1227  
(308) 235-4645 • FAX (308) 235-3561  
E-MAIL: [grisales@megavision.com](mailto:grisales@megavision.com)  
WEB SITE: [www.grisk.com](http://www.grisk.com)

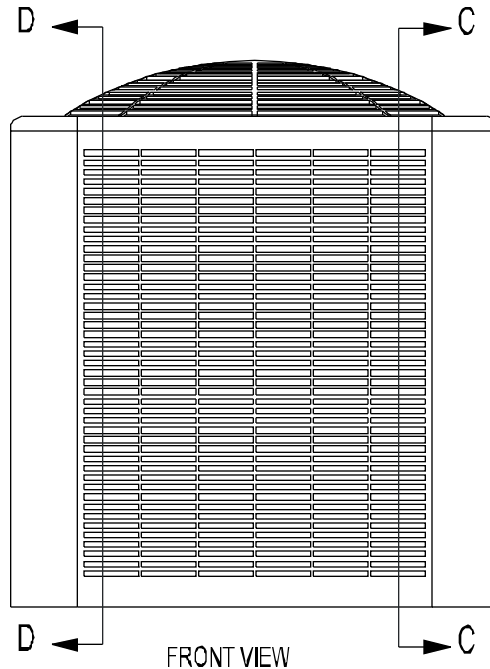


# HVAC KIT



SECTION D-D  
LEFT SIDE VIEW

SECTION C-C  
RIGHT SIDE VIEW



## WARRANTY:

One year warranty against workmanship, material and factory defects.

GEORGE RISK INDUSTRIES, INC.  
GRI PLAZA  
KIMBALL, NE 69145



MADE IN U.S.A.

TOLL-FREE 1-800-445-5218  
TOLL-FREE 1-800-523-1227  
(308) 235-4645  
FAX (308) 235-3561

E-MAIL: [grisales@megavision.com](mailto:grisales@megavision.com)  
WEB SITE: [www.grisk.com](http://www.grisk.com)